

# Hamsters II



This page is from a book about hamsters.

A **Glossary** is like a small dictionary.  
It tells us what special words used in a book mean.  
It is written in alphabetical order.

## Glossary



**Bedding** – A bed, usually of hay, wood shavings or other material, for animals to sleep on.

**Burrow** – A hole dug underground by a rabbit, fox or other small animal.

**Cheek pouches** – Small pockets inside the cheek where animals can keep their food.



**Droppings** – The dung (or poo) of animals such as mice, sheep, rabbits and also birds.

**Grooming** – To brush, clean and smarten up, for example when grooming a horse or a dog.

**Habitat** – The place where an animal or plant likes to live and grow.



**Hutch** – A cage made out of wood and wire mesh for small animals such as rabbits and guinea pigs to live in.

**Litter** – A group of babies born at the same time to the same parents, for example a litter of puppies or kittens.

**Mammals** – Animals with fur or hair on their bodies that feed their babies milk.



**Paws** – The feet of an animal with four legs that has claws or nails.

**Predator** – An animal that hunts another for food.

**Vet** – A special type of doctor who takes care of sick animals.

## Y2 GUIDED READING – Week commencing 01.06.2020

### MONDAY – ORIENTATION

**Predict:** Share title. Discuss interpretations and predictions – what do you think this will be about? Can your child give reasons for their choice?

**Retrieval Questions:** Parents – read the text together with your child.

1. What is this text about?
2. How do you know this? What clues can you find in the text to help you?
3. What is a Glossary?

**Interrogate:** Can your child write questions that they have about the text that might be answered later on down the week?

### **Evaluative Question:**

1. Where would you find this text?

### TUESDAY – VOCABULARY

**Reorientation Task:** Can you remember what the text was about yesterday? Read it again together.

**Discuss unknown /unfamiliar words:** Clarify and explore word choices your child found difficult or interesting. Make links within the text regarding the meaning and impact/effect of them. Why has the writer chosen this specific word?

1. Where could you keep a Hamster?
2. What does the word 'habitat' mean? (Think about the Animals including Humans Science topic we looked at last term)
3. Is there more than one meaning for the word 'litter'? (Homonym)
4. What is a 'predator'?

**Text Talk:** Answer the questions your child created yesterday.

**WEDNESDAY – HIGHER ORDER READING SKILLS- answer together with a grown up.**

**Recap and recall:** problematic language from yesterday – vocabulary.

**Discuss Skill Focus:**

Retrieval- directly delve into the text for the answer.

**Questions:**

1. What type of text is this page from? (fiction or non-fiction)
2. What are the words in bold?
3. What order are the words in bold in?
4. Where in a book would you find this page?

**Evaluative Question:**

- Why do you think the title looks like it has been nibbled on?

**THURSDAY – COMPREHENSION (WARM APPLICATION OF SKILLS – THE CHILD IS FAMILIAR WITH THE TEXT ALREADY)**

**Skills Check Questions:** ask your children to write answers to these questions in full sentences into their books.

1. What is a 'Burrow'?
2. What page number is this glossary on?
3. Write the two meanings for the word 'litter'.
4. Put these words in the order they are found in the glossary: Vet, Cheek pouches, hutch.

**Evaluative Question:**

- Why is a Glossary page important in a non-fiction text?

**FRIDAY – COMPREHENSION (COLD APPLICATION OF SKILLS – THE CHILD HAS NOT SEEN THE TEXT BEFORE) \*\*\*Try to get your child to complete this as independently as possible and write their answers into their books.**

## Beach Habitat

Habitats are places that plants and animals live.













### What Do Animals and Plants Need from a Habitat?

food

water

shelter

### What Might You Find in a Beach Habitat?

<b>Mammals</b>	<p>seal</p> 	<p>otter</p> 	<p>porpoise</p> 
<b>Birds</b>	<p>puffin</p> 	<p>seagull</p> 	<p>oystercatcher</p> 
<b>Minibeasts</b>	<p>prawns</p> 	<p>starfish</p> 	<p>hermit crab</p> 
<b>Plants</b>	<p>seaweed</p> 	<p>marram</p> 	<p>sea holly</p> 

### How Are the Creatures Suited to Live Here?

Oystercatchers use their strong, flattened, red bills to break open shellfish to eat. Puffins use their wings to help them swim and dive for fish. Otters use their webbed feet to swim and their tails to push, steer and balance themselves.

### What Could We Do to Help Look after Our Beaches?

- Keep a safe distance away from animals instead of touching them.
- Leave the shells at the beach instead of collecting them.
- Take litter home instead of dropping it.
- Take photos of plants and flowers instead of picking them.



1. What two things do animals and plants need from a habitat?
2. What is marram?
3. Find and copy **one word** which means 'tough'.
4. Complete the sentence by adding in the missing word.
  - Otters use their webbed feet to swim and their tails to \_\_\_\_\_, steer and balance themselves.
5. What could you do to help look after our beaches?