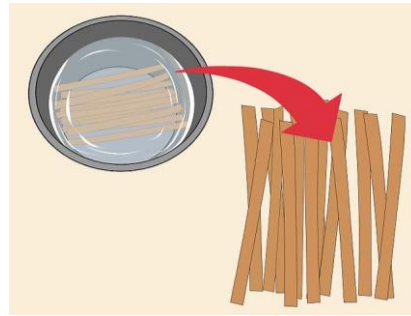
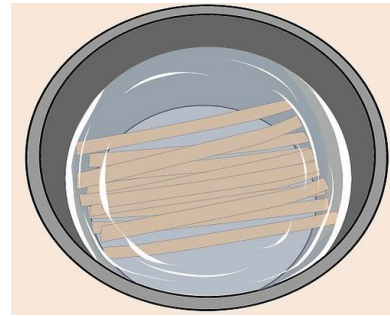
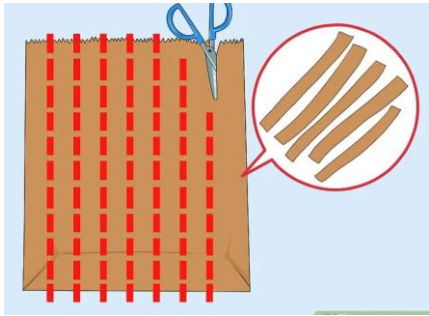


Art, Y3/4, wc. 8<sup>th</sup> June 2020.

Egyptians invented an early version of paper called papyrus (pup-pi-rus).  
Your task is to create your own papyrus by following these easy instructions.  
Cover a table with newspaper and place a paper towel on it.

2 brown paper bags or envelopes  
Bowl  
½ cup of water  
½ cup of pva (white glue)  
Newspaper  
Paper towel

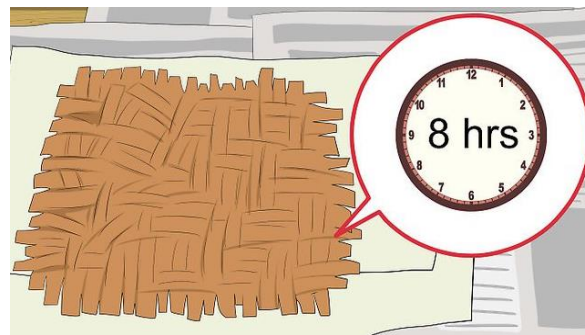


1. Cut brown paper bags or envelopes into long strips.

2. Soak paper strips in water and pva glue mix.

3. Remove paper from bowl, lay 10 strips vertically.

4. Remove paper from bowl, lay 10 strips horizontally. Repeat until all strips used.



5. Press down and squeeze the excess water out.

6. Leave to dry overnight or at least 8 hours.

7. When dry decorate with hieroglyphics.

Challenge: Can you weave paper strips to make a new piece of paper?