

Monday 8th June 2020

Revisit- Read the sentences containing our newly learnt digraphs.

I went to play in the park.

You must put sun cream on!

The crayon is in the tray.

I had beans on toast.

Monday 8th June 2020

Teach- Alternative digraph 'ou'. It makes the same sound as the digraph 'ow'




clouds




mouth

ou

 **Action:** Pretend your finger is a needle and prick your thumb, saying ou, ou, ou!

ou Tune: The Mulberry Bush 

I pricked my thumb
with a needle.
/ou/-/ou/-/ou!
/ou/-/ou/-/ou!
I pricked my thumb
with a needle.
/ou/-/ou/, ouch!






loud

Monday 8th June 2020


Practice- Can you read the words containing the 'ou' digraph?

<i>loud</i>	<i>out</i>	<i>ouch</i>	<i>mouth</i>
<i>found</i>	<i>about</i>	<i>pound</i>	<i>count</i>
<i>cloud</i>	<i>sprout</i>	<i>ground</i>	<i>shout</i>
<i>loudest</i>	<i>koun</i>	<i>hout</i>	<i>floub</i>



Monday 8th June 2020

Apply- Write a sentence for one of these pictures.



My example:

The mountain is very high in the sky.

Remember some words will be spelt phonetically such as: 'mountin' for 'mountain', 'veree' for 'very' and 'skigh' for 'sky'.

▲ For an extra challenge you could add a bit more detail to your sentences by using the conjunction 'and'.