



Art

W/C 8th June 2020

LO: To create a group weaving.



To be successful I must...


I can select the correct materials for weaving.

I can weave materials accurately.


What you will need:

- *Wool/ string*
- *3x different coloured A4 paper sheets for weaving*
- *A large scale loom (or cardboard and scissors to make your own!)*

Today we are going to learn how to weave!



So what is weaving?



Weaving



Weaving is the craft or action of forming a fabric by interlacing threads. It involves repeatedly crossing a single thread through two sets of long threads, usually using a piece of equipment called a loom.

A loom is a special type of wooden frame, like the one above.

Materials most often used for weaving are cotton or wool.

Weaving itself involves two independent strands of yarn or thread, interlaced at right angles. That means that one set of strands will always be horizontal, while the other set will always be vertical.




The vertical strand is called the warp.




The horizontal strand is called the weft.

Finger weaving



Paper weaving



https://www.youtube.com/watch?v=eX_E4qiecVE

Weaving with a loom


Cardboard DIY Loom



https://www.youtube.com/watch?v=AWLIy-Um7_0



Wooden Loom



<https://www.youtube.com/watch?v=ruN3VUzB1IO>



Plenary

Let's take a photo of your finished weaving!

What went well?

What would you improve on next time?

