



Monday 30th March 2020

GRAMMAR

We are learning what an adjective is.



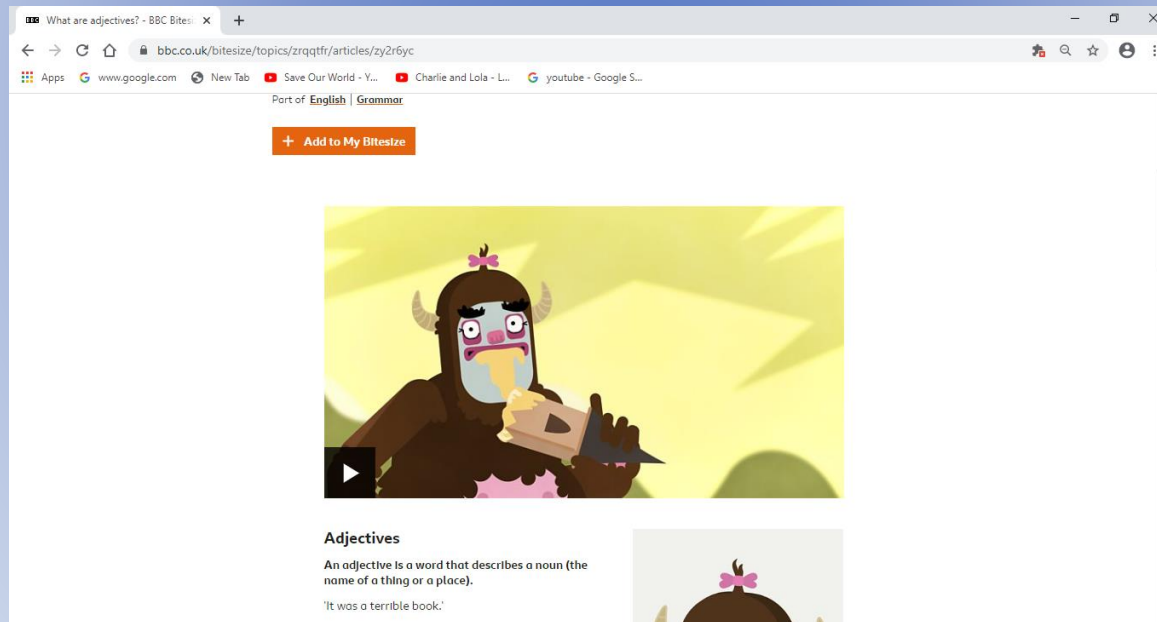
- Does it describe...
- A colour?
- A size?
- What it feels like?
- What it looks like?
- What sort of a person/character/animal is?

So what is an adjective?

Watch the next two videos all about

adjectives at home!

<https://www.bbc.co.uk/bitesize/topics/zrqqtfr/articles/zy2r6yc>



The screenshot shows a web browser window with the address bar displaying the URL [bbc.co.uk/bitesize/topics/zrqqtfr/articles/zy2r6yc](https://www.bbc.co.uk/bitesize/topics/zrqqtfr/articles/zy2r6yc). The page content includes a navigation bar with 'Part of English | Grammar' and an 'Add to My Bitesize' button. Below this is a video player showing a cartoon character with horns and a pink bow in her hair, holding a book. The video title is 'Adjectives' and the description reads: 'An adjective is a word that describes a noun (the name of a thing or a place). It was a terrible book.'

<https://www.bbc.co.uk/sport/av/supermoves/42674934>

The screenshot shows a web browser window displaying a BBC Sport page. The browser's address bar shows the URL [bbc.co.uk/sport/av/supermoves/42674934](https://www.bbc.co.uk/sport/av/supermoves/42674934). The page header includes the BBC logo, navigation links for Home, News, Sport, Weather, iPlayer, Sounds, CBBC, and More, and a search bar. Below the header is a yellow 'SPORT' banner with sub-links for Home, Football, Formula 1, Cricket, Rugby U, Rugby L, Tennis, Golf, Athletics, My Sport, and All Sport. The main content area features a video player with a play button and a thumbnail image of two young men, Johnny and Inel, against a colorful geometric background. A green box over the thumbnail reads 'Key Stage 1'. To the right of the video player is the article text:

KS1 Adjectives & Adverbs with Johnny & Inel

© 13 Jan 2018 | Super Movers

Let Johnny and Inel get your class up and moving, while they learn about adjectives and adverbs. Through a song and routine, children will learn how to write better stories using adjectives and adverbs.

The movement routine is a great way to energise a class and improve students' concentration for the school day.

Bitesize Primary have animations and activities to improve students' understanding of adverbs and adjectives.

Share

More Key Stage 1 Videos

Can you create an adjective alphabet?

So for example...

A ancient

B big

C cautious

D daring

Today's Task

(Colours-MRCPS & Numbers NCPS)

 Orange Group/Group1- Create an adjective alphabet for the first 8 letters.


 Yellow and Green Group/Group2- Create an adjective alphabet for the first 13 letters.


 Red and Blue Group/Group3- Create an adjective alphabet for all of the letters.

- If you wanted to add illustrations for some letters that would be fab!



Monday 30th March 2020

HANDWRITING

We are learning to...
Join the letters id and ig.


Horizontal joins.




- Sit smart
- Only join the letters seen.
- Hold pencil properly
- Sit letters on the line.

Y1 Handwriting to practice!

18 Introducing diagonal join, no ascender,
to an anticlockwise letter: joining *id, ig*

 Finger trace. Say the sounds.

id ig

 Write the letters and the phrases in your book.

id id ig ig



big dig big lid

Practise the pattern.



Read and write
these words.

lid

big

hid

Y2 Handwriting to practice!

20

Introducing horizontal join from r to an anticlockwise letter: rs



Practise the join.

rs rs rs



Write the sentences.

It's hers.

No, it's not yours.

Yes, it's
ours.

No, it's theirs.



Practise the pattern.



Read and write these words.

yours

sisters

brothers

theirs