

Thursday 16th July 2020



We are learning to...

Segment words using our phonics to write a sentence.





- Say the word
- Segment on fingers
- Listen to each phoneme
- Write each phoneme down



- Capital letter to start
- Finger space
- Full stop at the end of the sentence.

On Monday we learnt about some of the creatures that live in the sea.


Can you remember some of the names of the sea creatures we looked at?



Activity

- Draw a picture of a sea creature of your choice.
- Write a sentence describing the sea creature.

My example: *A shark has sharp teeth.*



A shark has sharp teeth and a big fin.

Remember this may be spelt phonetically.

▲ For a challenge you could extend your sentence by using the word 'and'.

Success Criteria is on the next page.

Make sure you follow the success criteria when writing your sentences.

Success Criteria:

Segment each word out loud, and write the graphemes in order.

Remember to use a capital letter at the start.


Use finger spaces in between every word.

Can you write some tricky words?

Remember to put a full stop at the end of the sentence.



I need a **CAPITAL LETTER** at the start of my sentence.



I need a **full stop** at the end of my sentence.