


English

Tuesday 21st July 2020



We are learning...

to write a shape poem on a Summer theme.



To be successful I must..

✓ know that a shape poem describes an object, person or animal and
the words of the poem form the shape of the object, person or animal

✓ being described.

✓ I understand that shape poetry doesn't have to rhyme.

I can try to include alliteration and similes in my poem.

I can create my own summer themed shape poem .


Capital letter at the beginning

Finger spaces.

Full stop

Shape Poems

Can you and a partner guess what these poems are describing?



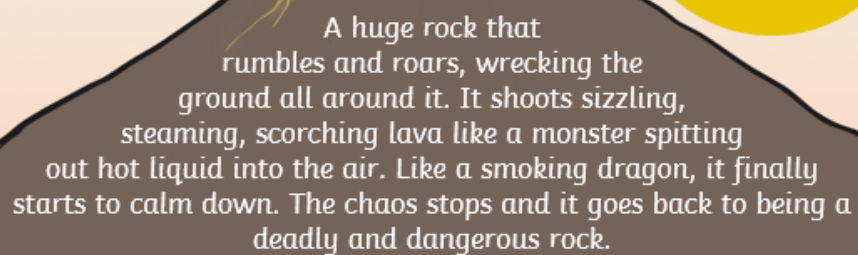
They glide across
the golden grass
gathering goblins and
gathering grasshoppers.
They giggle as they
glide above
the ground.

Hint: You can
use the words
and the **shape**
of the words
to help you.

Shape Poems

Can you and a partner guess what these poems are describing?

Hint: You can use the words and the **shape** of the words to help you.



A huge rock that rumbles and roars, wrecking the ground all around it. It shoots sizzling, steaming, scorching lava like a monster spitting out hot liquid into the air. Like a smoking dragon, it finally starts to calm down. The chaos stops and it goes back to being a deadly and dangerous rock.

What is a Shape Poem?

- *A shape poem is a poem that describes an object, person or animal.*
- *The special thing about a shape poem is that the words of the poem form the shape of the object, person or animal being described.*
- *Shape poems don't have to rhyme!*
- *Shape poems can use full stops and capital letters like sentences.*
- *Shape poems often use alliteration or similes.*

The Features of a Shape Poem

What did you notice about the shape poems we looked at?

Each line can be a different length or be curved to form the shape of the object that is being described.

Full stops and capital letters are used just like you would use in sentences.

A huge rock that rumbles and roars, wrecking the ground all around it. It shoots sizzling, steaming, scorching lava like a monster spitting out hot liquid into the air. *Like a smoking dragon*, it finally starts to calm down. The chaos stops and it goes back to being a deadly and dangerous rock.

Alliteration can be used – this is lots of words in a row beginning with the same letter.

The lines don't have to rhyme.

Similes can be used – this is where we use the words 'like' or 'as' to compare two things to each other.

Let's Try it!

First, let's choose something to describe with a summer theme.
Let's choose... An ice cream!



Next, we need to brainstorm all the adjectives or phrases we can think of to describe an ice cream...

Can you think of anymore?

cold

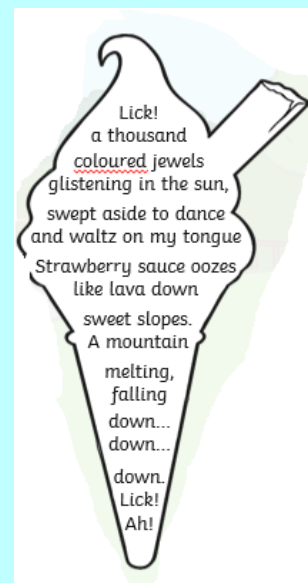
**a gooey
mountain**

delicious

**melting
and
dripping**

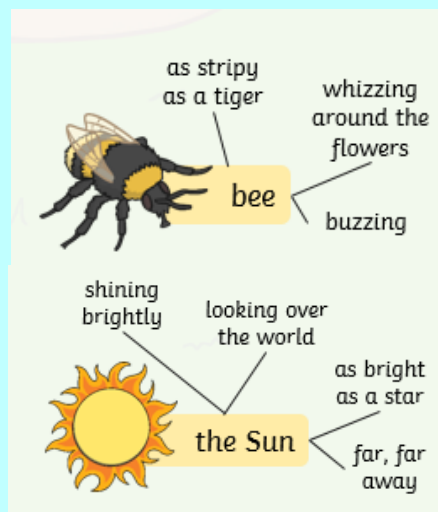
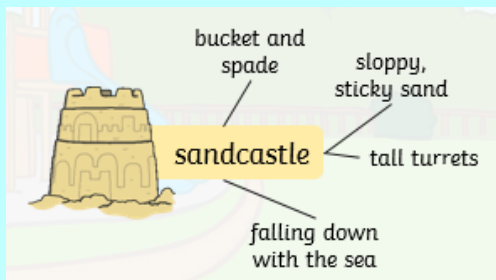
Let's Try it!





Here are some lines written using the adjectives and phrases that we brainstormed. Oh no, they're all mixed up! Can you put them into the right order to make the shape of an ice cream? Use the length of the lines and the punctuation to help you.



It's Your Turn to Brainstorm

Let's make a shape poem describing summer objects or animals! Can you add some more details and descriptions to describe these.





- Choose a shape (sun, sandcastle or bee) and write a shape poem
- Remember to stay inside the lines of the picture, starting a new line when you get close to the edge.
- Don't forget to use full stops and capital letters.
- Try to use alliteration or similes if you can. This will make your shape poem more exciting and descriptive.

Attachments

Non- chron report example 09.01.20.pptx