


Year 4 Handwriting

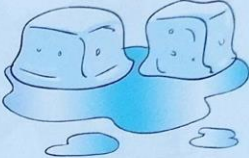
13.1.21

Below is a copy of your handwriting sheet for this week. Follow the instructions on the sheet for each activity, making sure your ascenders keep in line.

Revising parallel ascenders and break letters Unit 12

Write the text. Check the ascenders are parallel.
Remember pen lifts for break letters: g, j, x, y, z.

 Exploring ice



1. Purify some tap water.
2. Put it in the freezer compartment of a fridge.
3. Wait for it to freeze.
4. Look for bubbles through a magnifying glass.
5. Wait for just a few minutes until the ice begins to melt.
6. Then jot down the changes.

Read and write the words.

liquifying


experimental

mystery

object

classifying

Practise the pattern.



Check:
- you have joined to- but not from- g, j and y
- you have not joined to or from x and z.

Find two words to tick and two to improve.
Rewrite them.

13