

Wednesday 13th January 2021



*LO: To use my phonics to write words.*




*To be successful I must be able to:*

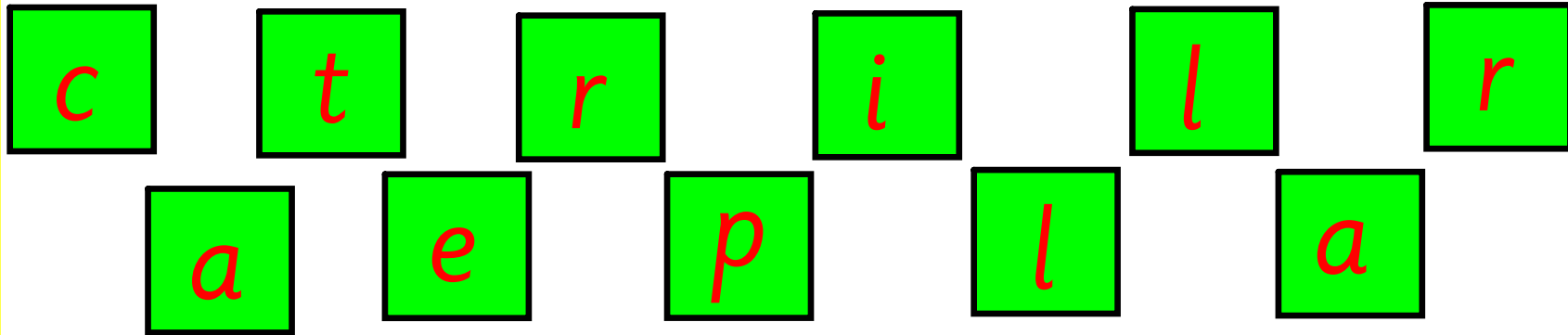
- *Use the letters in the word "caterpillar" to create different smaller words.*
- *Hear the phonemes in the word/s I want to write.*
- *Write the correct grapheme for the phoneme, using a mat to help me.*



*Yesterday we read this story about a caterpillar.*

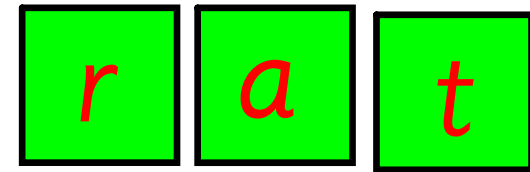
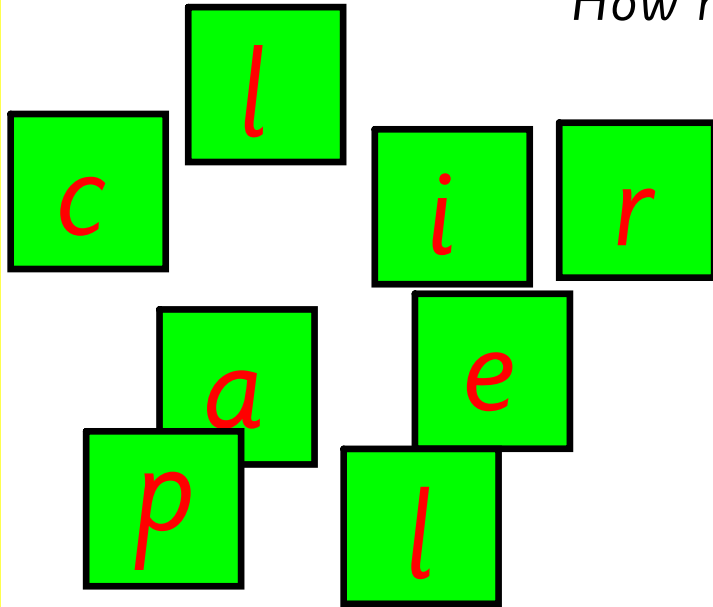


*Write each of the letters down from the word "caterpillar" onto smaller bits of paper.*




*Move the letters around to create new smaller words.*


*How many can you create?*




Activity (differentiated according to your child's ability):



Physically move the letters to create words (no written recording).



Write down all of the words you create.



Can you write a sentence with one or more of those words in it? Check the success criteria on the next page.



*Make sure you follow the success criteria when writing your sentence.*

Success Criteria:

*Segment each word out loud, and write the graphemes in order.*

*Remember to use a capital letter at the start.*



*Use finger spaces in between every word.*

*Can you write some tricky words?*

*Remember to put a full stop at the end of the sentence.*



I need a **CAPITAL LETTER** at the start of my sentence.



I need a **full stop** at the end of my sentence.



Parents:

*Common Exception Words (tricky words) your child should be able to spell:*

*I no go to into the*

*he she we me be*

*you are was all they my her*