

Monday 20<sup>th</sup> July

Year 5 at the top and Year 6 at the bottom.

**Handwriting for different purposes: print alphabet** Unit 28

Practise the print alphabet.

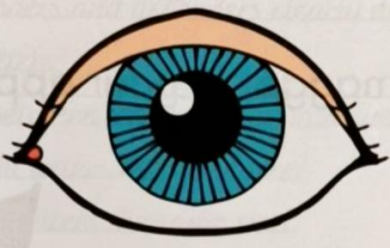
a b c d e f g h i  
j k l m n o p q r  
s t u v w x y z

Read and write the words.

label  
diagram  
clarity  
printing  
form filling  
address

Print these words to label the diagram of the eye. Write a caption in print letters.

pupil  
eyelid  
tear duct  
iris  
eyelash



**Speeding up**  
Rewrite at least three times at an increasing speed:

different  
handwriting for  
different purposes

**Check:**  
- your print letters  
- spacing.

**Find two words to tick and two to improve.**  
Rewrite them.

29


**Handwriting for different purposes: layout** Unit 28

Write the heading.

*Instructions*

Write this paragraph as a numbered list. Use sloped, joined handwriting.


*To make Rocky Road you need to line a baking tray. In a large saucepan melt some butter with chocolate and golden syrup until there are no lumps. Put crushed biscuits, marshmallows and any other delicious ingredients into the chocolate mix. You should stir it all up and tip it into the tray. Spread it all out and put it into the fridge for about two hours.*



Write the words using your chosen joins.

*instructions*  
*recipe*  
*coding*  
*directions*  
*model-making*  
*guidance*

Practise the pattern.



**Check:**  
- your layout  
- your slope and joins.

**Find one join to tick and two to improve.**  
Rewrite them.

29